

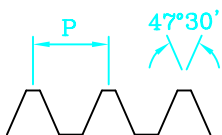
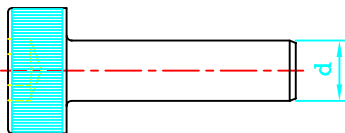
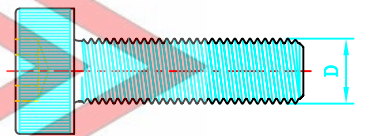
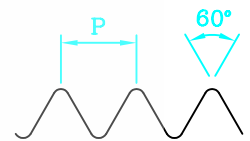
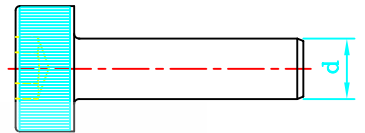


# 機械螺絲規格表

## MACHINE SCREW SIZE



| M/M MACHINE SCREW 6g (山形60°) |         |         |         |         |         |
|------------------------------|---------|---------|---------|---------|---------|
| 公制粗螺紋規格                      |         |         |         |         |         |
| SIZE<br>規格                   | P<br>牙距 | 外徑(D)   |         | 軋造徑(d)  |         |
|                              |         | 最大(MAX) | 最小(MIN) | 最大(MAX) | 最小(MIN) |
| M2                           | 0.4     | 1.98    | 1.89    | 1.72    | 1.69    |
| M2.3                         | 0.4     | 2.28    | 2.19    | 2.02    | 1.99    |
| M2.5                         | 0.45    | 2.48    | 2.38    | 2.18    | 2.15    |
| M2.6                         | 0.45    | 2.58    | 2.48    | 2.28    | 2.25    |
| M3                           | 0.5     | 2.98    | 2.88    | 2.64    | 2.61    |
| M3.5                         | 0.6     | 3.47    | 3.36    | 3.06    | 3.03    |
| M4                           | 0.7     | 3.98    | 3.84    | 3.49    | 3.45    |
| M4.5                         | 0.75    | 4.47    | 4.34    | 3.96    | 3.92    |
| M5                           | 0.8     | 4.98    | 4.83    | 4.43    | 4.38    |
| M6                           | 1.0     | 5.97    | 5.82    | 5.30    | 5.25    |
| M7                           | 1.0     | 6.97    | 6.82    | 6.30    | 6.25    |
| M8                           | 1.25    | 7.96    | 7.79    | 7.12    | 7.07    |
| M9                           | 1.25    | 8.96    | 8.79    | 8.12    | 8.07    |
| M10                          | 1.5     | 9.96    | 9.77    | 8.97    | 8.91    |
| M11                          | 1.5     | 10.97   | 10.73   | 9.97    | 9.91    |
| M12                          | 1.75    | 11.95   | 11.76   | 10.79   | 10.73   |
| M14                          | 2.0     | 13.95   | 13.74   | 12.63   | 12.56   |
| M16                          | 2.0     | 15.95   | 15.74   | 14.63   | 14.56   |
| M18                          | 2.5     | 17.95   | 17.71   | 16.31   | 16.23   |
| M20                          | 2.5     | 19.95   | 19.71   | 18.31   | 18.23   |
| M22                          | 2.5     | 21.95   | 21.71   | 20.31   | 20.23   |
| M24                          | 3.0     | 23.94   | 23.68   | 21.98   | 21.90   |
| M27                          | 3.0     | 26.94   | 26.68   | 24.98   | 24.89   |
| M30                          | 3.5     | 29.94   | 29.66   | 27.66   | 27.56   |
| M33                          | 3.5     | 32.94   | 32.66   | 30.65   | 30.56   |



| BA MACHINE SCREW (山形47.5°) |         |         |         |         |         |
|----------------------------|---------|---------|---------|---------|---------|
| BA 螺紋規格                    |         |         |         |         |         |
| SIZE<br>規格                 | P<br>牙距 | 外徑(D)   |         | 軋造徑(d)  |         |
|                            |         | 最大(MAX) | 最小(MIN) | 最大(MAX) | 最小(MIN) |
| 0 BA                       | 1.0     | 5.97    | 5.78    | 5.32    | 5.29    |
| 1 BA                       | 0.9     | 5.27    | 5.10    | 4.69    | 4.66    |
| 2 BA                       | 0.81    | 4.67    | 4.52    | 4.15    | 4.12    |
| 3 BA                       | 0.73    | 4.07    | 3.93    | 3.60    | 3.57    |
| 4 BA                       | 0.66    | 3.57    | 3.45    | 3.15    | 3.12    |
| 5 BA                       | 0.59    | 3.17    | 3.06    | 2.79    | 2.76    |
| 6 BA                       | 0.53    | 2.77    | 2.67    | 2.43    | 2.40    |
| 7 BA                       | 0.48    | 2.47    | 2.38    | 2.16    | 2.13    |
| 8 BA                       | 0.43    | 2.17    | 2.09    | 1.90    | 1.87    |