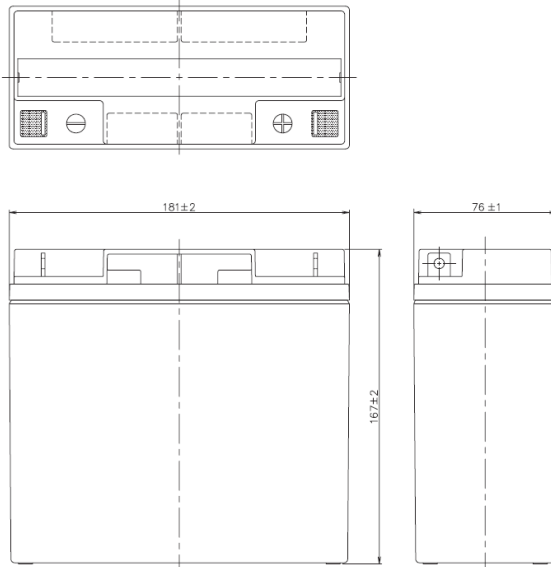


NP18-12B

尺寸 DIMENSION



規範 Specification

- | | | | | | | | |
|---|--|----------------------|------------|----------------------|-----------|------------|----------------------|
| <ul style="list-style-type: none"> ☞ 公稱電壓 Nominal Voltage : 12V ☞ 尺寸 Dimension <ul style="list-style-type: none"> 長度 Length : 181±2mm 寬度 Width : 76±1mm 高度 Case Height : 167±2mm 總高 Overall Height : 167±2mm ☞ 重量 Weight (約 Approx.) : 6.0 kg ☞ 公稱容量 Nominal Capacity : 17.2AH / 20HR (25°C) ☞ 內部抵抗 Internal Resistance(Approx.) : 約 10.4 mΩ ☞ 最大充電電流 Max. Charge current : 4.3A ☞ 5秒最大放電電流
Max. Discharge current in 5 seconds : 258A ☞ 浮動充電 Float Charging : 13.65±0.15V (25°C) ☞ 端子 Terminal :
極柱端子 Top terminal : 螺絲式 Bolt (M5) | <ul style="list-style-type: none"> ☞ 操作溫度範圍 Operating Temperature Range <ul style="list-style-type: none"> 放電 Discharging -15°C to 45°C 充電 Charging -15°C to 45°C 放置 Storage -15°C to 45°C ☞ 期待浮充壽命 Expected float use life (25°C) : 3~5 years ☞ 容易保養 Easy Maintenance
不會洩漏電解液 No electrolyte leakage
確保操作安全性 Ensure safe and efficient operation ☞ 電槽材質 Container Material : <table border="0" style="width: 100%; margin-left: 20px;"> <tr> <td>NP18-12</td> <td>難燃等級UL94HB</td> <td>Flame class : UL94HB</td> </tr> <tr> <td>NP18-12FR</td> <td>難燃等級UL94V0</td> <td>Flame class : UL94V0</td> </tr> </table> ☞ 用途 Applications :
UPS 不斷電系統、電信、緊急照明、警報系統、儀器、太陽能發電系統
UPS (Uninterruptible Power Supply)、Telecommunications、Emergency lighting、Alarm systems、Instrumentation、Solar powered systems | NP18-12 | 難燃等級UL94HB | Flame class : UL94HB | NP18-12FR | 難燃等級UL94V0 | Flame class : UL94V0 |
| NP18-12 | 難燃等級UL94HB | Flame class : UL94HB | | | | | |
| NP18-12FR | 難燃等級UL94V0 | Flame class : UL94V0 | | | | | |

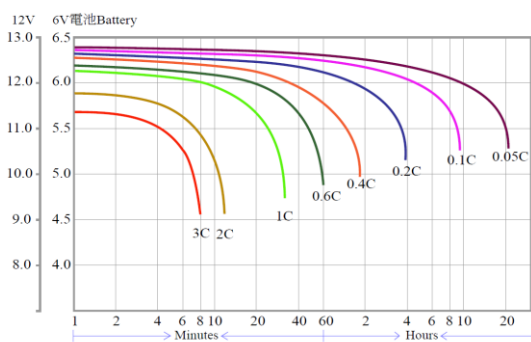
NP18-12B 性能規格 PERFORMANCE SPECIFICATION : 安培 Amperes and 瓦特 Watts at 25 °C (77 °F)

F.V.	TIME	3M	5M	6M	8M	10M	15M	30M	1H	2H	3H	5H	10H	20H
10.80V	W	855	739	668	589	534	412	251	146	78.4	56.0	36.4	19.0	10.5
	A	76.8	65.6	59.3	52.1	46.9	35.5	21.3	12.3	6.64	4.74	3.10	1.62	0.87
10.50V	W	950	799	749	630	565	428	258	148	80.3	57.3	37.4	19.6	10.6
	A	87.0	71.9	66.8	56.2	49.9	36.9	22.0	12.5	6.72	4.80	3.12	1.63	0.88
10.20V	W	1014	836	775	652	579	435	261	150	81.1	57.9	37.8	19.8	10.6
	A	94.1	75.4	69.0	58.1	50.9	37.5	22.2	12.6	6.77	4.83	3.14	1.64	0.88
10.02V	W	1050	854	787	663	585	438	263	150	81.7	58.3	38.1	20.0	10.7
	A	99.0	78.3	71.2	60.0	52.2	38.0	22.5	12.6	6.82	4.87	3.17	1.66	0.89
9.60V	W	1113	884	805	678	592	442	265	151	82.3	58.8	38.5	20.2	10.8
	A	106.3	81.9	73.5	61.9	53.2	39.0	23.1	13.0	6.96	4.97	3.22	1.68	0.90

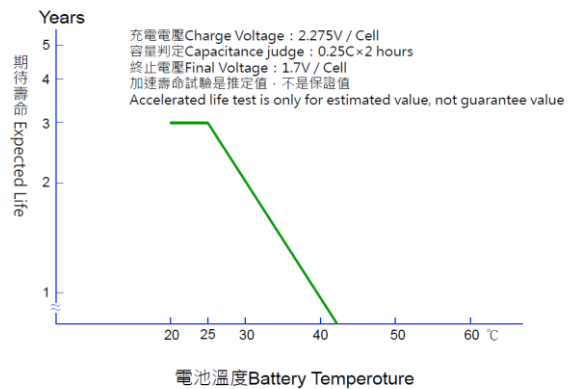
特性 Characteristics

放電特性 DISCHARGE CHARACTERISTICS

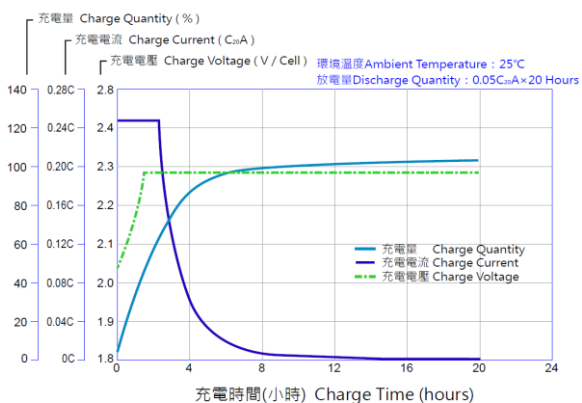
放電曲線 Discharge Characteristics Curves at 25°C



浮充期待壽命 Float Service Life



充電特性 CHARGE CHARACTERISTICS



充電電壓 CHARGE VOLTAGE

